

# GRUNGE

 BASICGREY®

Quilt is 48" x 60".

## Fabric Requirements

---

### Blocks


1 Grunge Jelly Roll (30150JR)  
(40-2½" x width of fabric strips)

**Binding:** ½ yard (30150 225)

**Backing:** 3¼ yards

---

*Featured fabric is Grunge by Basic Grey*



Quilt is 48" x 60".

# GRUNGE

*moda*

 BASICGREY®

*moda*

MODAFABRICS.COM

PS30150 — SUGGESTED RETAIL \$6.00



# GRUNGE BASICGREY®

Quilt is 48" x 60".

## Fabric Cutting

### Jelly Roll

From EACH of the 40 strips cut (see diagram)

6-2½" squares

4-2½" x 6½" rectangles



### Binding

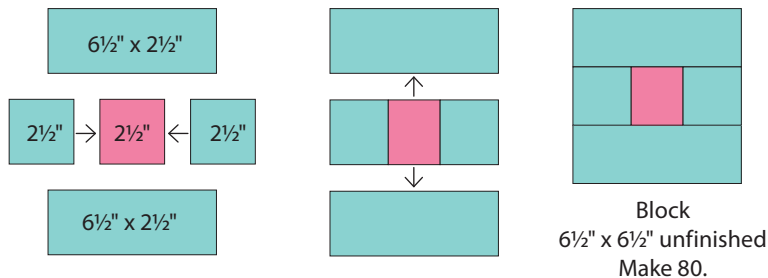
6-2½" x width of fabric strips

Sew the strips end to end for the binding.

**Construction** (Use a ¼" seam allowance. Press in the direction of the arrows.)


### 1 Block

Select 2-2½" squares and 2-2½" x 6½" rectangles from 1 print, and 1-2½" square from a different print. Assemble the block as shown. Repeat to make 80 blocks.



*moda*

**2** Arrange and sew 10 rows of 8 blocks alternating dark and light blocks as shown. Rotate alternate blocks a quarter turn to avoid matching seams. Press the seams in opposite directions from row to row. Join the rows. Layer, quilt and bind.



*moda*